




# HOW TO MAKE A BOOKLET




Fold half on one side.  
Fold quarters on the other side.




Fold up a quarter.  
Make a slit in the middle.



Raise up the middle  
portion.



Bring together  
as shown.



Gather up as  
shown.